

Owner's Manual

EnviroSense2 (E2) Environmental Sensor Module

Este manual esta disponible en español en la página de Tripp Lite: www.tripplite.com

Ce manuel est disponible en français sur le site Web de Tripp Lite : www.tripplite.com

Русскоязычная версия настоящего руководства представлена на веб-сайте компании Tripp Lite по адресу: www.tripplite.com

PROTECT YOUR INVESTMENT!

Register your product for quicker service and ultimate peace of mind.

You could also win an ISOBAR6ULTRA surge protector—a \$100 value!

www.tripplite.com/warranty

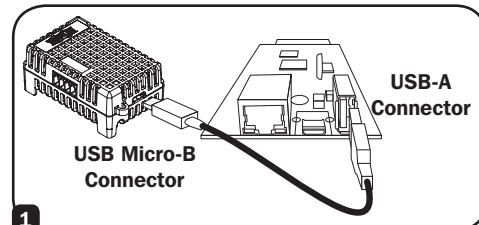
Overview

- Four E2 models are available to monitor temperature, humidity, contact closures or to actuate contact closures. For use with Tripp Lite LX Platform devices.
- When temperature and humidity values exceed user-set limits or monitored contacts change state, the event is recorded in the event log of the LX Platform device's PowerAlert® Device Manager interface.
- Up to three E2 modules can be daisy-chained together.

Installation

E2 is compatible with LX Platform devices, including: WEBCARDLX, WEBCARDLXS, PDU3E-Series PDUs and PDU3XE-Series PDUs.

MODEL NAME	TEMPERATURE	HUMIDITY	DIGITAL IN	DIGITAL OUT
E2MT	X			
E2MTDI	X		X	
E2MTDO	X			X
E2MTHDI	X	X	X	



Connecting the E2 Module to an LX Platform Device:

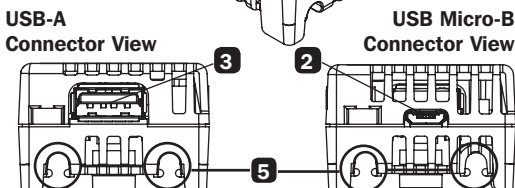
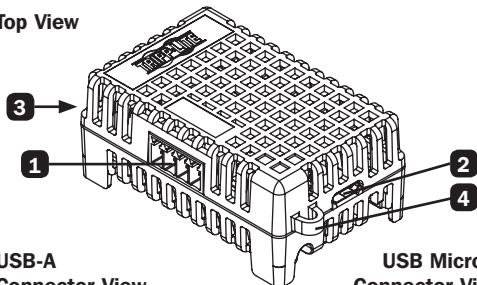
- Using the included USB cable, plug the USB-A connector into the LX Platform device's USB-A receptacle (refer to the device documentation to find the appropriate port). Then plug the cable's USB Micro-B connector into the E2 module's USB Micro-B port.

Note: Up to three E2 modules can be daisy-chained together by connecting the USB-A port of the first module to the USB Micro-B of the second, then connecting the USB-A port to the USB Micro-B port of the third module. The module will perform optimally in a properly ventilated environment.

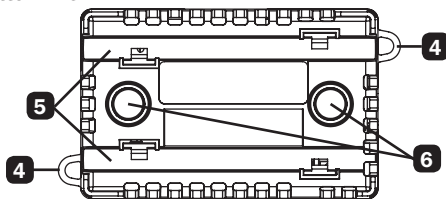
- The E2 module will appear as 'SensorXXXX' in the PowerAlert Device Manager, where XXXX are the last four digits of the E2's serial number. To view the E2, go to Overview and select the module from the Device dropdown menu.

Feature Identification

Top View



Bottom View



- Terminal Block Connector (included with all modules except E2MT):** See below for details.
- USB Micro-B Connector:** Connects to an LX Platform device or another E2 module in the chain.
- USB-A Connector:** Connects to another E2 module.
- Retention Harness:** Use a cable tie (if applicable, not included) to secure the E2 module or USB cable connections.
- Cable Management Channels:** Route the USB cables through these channels to help secure them.
- Magnets:** Enable simple installation or re-positioning on a metal rack or other metallic surface.

Contact Closure Connections:

Digital Inputs (E2MTDI, E2MTHDI):

Only dry contact open/closed connections are allowed. The input requires an isolated dry contact. Typical voltage: 5VDC; typical current: 18mADC.

Digital Outputs (E2MTDO):

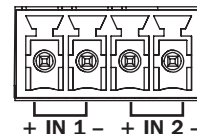
Maximum voltage across dry contacts: 48VDC/30VAC; maximum current rating: 400mA.

Pin assignments can be found in the table below.

Note: The E2MTDO supports digital outputs in place of inputs. The pin assignments are the same, with outputs in place of inputs.

Contact Closure Table (Pins are numbered from left to right)

Pin Number	Description	Normally Open/Closed
1	Contact 1	Normally open
2		
3	Contact 2	Normally open
4		



Warranty and Product Registration

LIMITED WARRANTY

Seller warrants this product, if used in accordance with all applicable instructions, to be free from original defects in material and workmanship for a period of 2 years from the date of initial purchase. If the product should prove defective in material or workmanship within that period, Seller will repair or replace the product, in its sole discretion. Service under this Warranty can only be obtained by your delivering or shipping the product (with all shipping or delivery charges prepaid) to: Tripp Lite, 1111 W. 35th Street, Chicago, IL 60609, USA. Seller will pay return shipping charges. Call Tripp Lite Customer Service at (773) 869-1234 before sending any equipment back for repair.

THIS WARRANTY DOES NOT APPLY TO NORMAL WEAR OR TO DAMAGE RESULTING FROM ACCIDENT, MISUSE, ABUSE OR NEGLIGENCE. SELLER MAKES NO EXPRESS WARRANTIES OTHER THAN THE WARRANTY EXPRESSLY SET FORTH HEREIN. EXCEPT TO THE EXTENT PROHIBITED BY APPLICABLE LAW, ALL IMPLIED WARRANTIES, INCLUDING ALL WARRANTIES OF MERCHANTABILITY OR FITNESS, ARE LIMITED IN DURATION TO THE WARRANTY PERIOD SET FORTH ABOVE; AND THIS WARRANTY EXPRESSLY EXCLUDES ALL INCIDENTAL AND CONSEQUENTIAL DAMAGES. (Some states do not allow limitations on how long an implied warranty lasts, and some states do not allow the exclusion or limitation of incidental or consequential damages, so the above limitations or exclusions may not apply to you. This Warranty gives you specific legal rights, and you may have other rights which vary from jurisdiction to jurisdiction.)

WARNING: The individual user should take care to determine prior to use whether this device is suitable, adequate or safe for the use intended. Since individual applications are subject to great variation, the manufacturer makes no representation or warranty as to the suitability or fitness of these devices for any specific application.

PRODUCT REGISTRATION

Visit www.tripplite.com/warranty today to register your new Tripp Lite product. You'll be automatically entered into a drawing for a chance to win a FREE Tripp Lite product! (No purchase necessary. Void where prohibited. Some restrictions apply. See website for details.)

FCC Notice, Class A

This device complies with part 15 of the FCC Rules. Operation is subject to the following two conditions: (1) This device may not cause harmful interference, and (2) this device must accept any interference received, including interference that may cause undesired operation.

Note: This equipment has been tested and found to comply with the limits for a Class A digital device, pursuant to part 15 of the FCC Rules. These limits are designed to provide reasonable protection against harmful interference when the equipment is operated in a commercial environment. This equipment generates, uses, and can radiate radio frequency energy and, if not installed and used in accordance with the instruction manual, may cause harmful interference to radio communications. Operation of this equipment in a residential area is likely to cause harmful interference in which case the user will be required to correct the interference at his own expense. The user must use shielded cables and connectors with this equipment. Any changes or modifications to this equipment not expressly approved by Tripp Lite could void the user's authority to operate this equipment.

Regulatory Compliance Identification Numbers: For the purpose of regulatory compliance certifications and identification, your Tripp Lite product has been assigned a unique series number. The series number can be found on the product nameplate label, along with all required approval markings and information. When requesting compliance information for this product, always refer to the series number. The series number should not be confused with the marketing name or model number of the product.

Use of this equipment in life support applications where failure of this equipment can reasonably be expected to cause the failure of the life support equipment or to significantly affect its safety or effectiveness is not recommended.

Tripp Lite has a policy of continuous improvement. Specifications are subject to change without notice.



1111 W. 35th Street, Chicago, IL 60609 USA • www.tripplite.com/support

Copyright © 2017 Tripp Lite. All rights reserved.

17-08-417 93-33F5_RevE