

**Warranty
Registration:**

register online today for a
chance to win a FREE Tripp Lite
product—www.tripplite.com/warranty

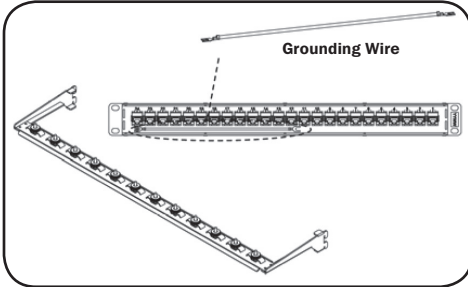


Quick Start Guide

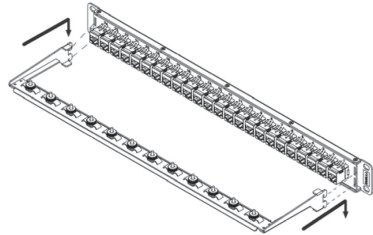
Shielded Cat6 24-Port Feed-Through Patch Panel

Model: N254-024-SH

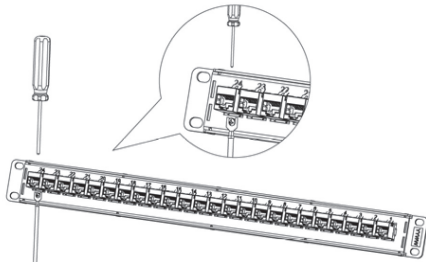
Installation



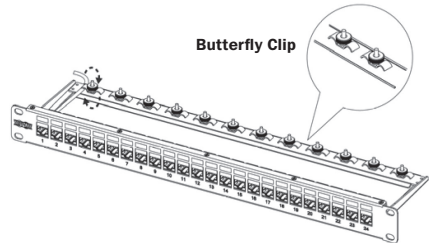
- 1** Affix the wire manager to the panel.



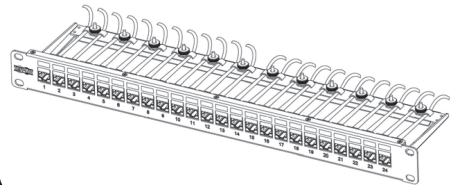
- 2** Connect the grounding wire between the panel and your rack.



- 3** Route the patch cables through the cable manager, securing them with the butterfly clip.



- 4** Finish.



TRIPP·LITE

1111 W. 35th Street • Chicago, IL 60609 USA

www.tripplite.com/support



Manufacturing
Excellence.
Since 1922.

Copyright © 2012 Tripp Lite. All rights reserved.

201202222 93-3164