

Owner's Manual

Mini Wireless HDMI Extender Kit, 50 ft. (15 m)

Model: B126-1A1-WHD4HH

Este manual esta disponible en español en la página
de Tripp Lite: triplite.com

Ce manuel est disponible en français sur le site Web
de Tripp Lite : triplite.com

Русскоязычная версия настоящего руководства представлена на
веб-сайте компании Tripp Lite по адресу: triplite.com

Dieses Handbuch ist in deutscher Sprache auf der
Tripp Lite-Website verfügbar: www.triplite.com

WARRANTY REGISTRATION

Register your product today and be
automatically entered to win an ISOBAR®
surge protector in our monthly drawing!

triplite.com/warranty



1111 W. 35th Street, Chicago, IL 60609 USA • triplite.com/support

Copyright © 2020 Tripp Lite. All rights reserved.

Package Contents

- HDMI Mini Transmitter
- HDMI Mini Receiver
- (2) USB Micro-B to USB-A M/M Cables
- (2) HDMI M/F Cables
- (2) Right-Angle HDMI M/F Adapters
- Owner's Manual

System Requirements

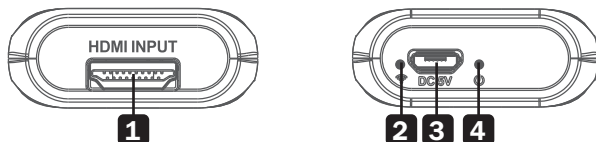
- HDMI source device, such as a Blu-ray™ player or a laptop
- HDMI display device, such as a television, monitor or projector

Product Features

- Extends an HDMI audio/video signal wirelessly up to 50 ft. (15 m) from the source
- All-in-one wireless solution—no cabling infrastructure required
- Transmits high-definition video and stereo audio
- Protects your transmissions with AES 128 encryption
- HDMI 1.3 and HDCP 1.2 compatible
- Supports 24-bit Deep Color (8 bits per channel)
- Supports 300 MHz/3.4 Gbps per channel bandwidth (10.2 Gbps total)
- Plug-and-play—no software or external power required

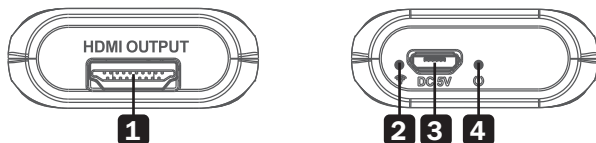
Indicators and Connection

Transmitter



- 1 HDMI Input (Male):** Connects to the source device's HDMI port with the included HDMI cable.
- 2 Signal LED:** Illuminates when both units are powered on and connected. Blinks rapidly when transmitting a signal; blinks slowly when not.
- 3 USB Micro-B Port (Female):** Connects to the source's USB-A port with the included USB Micro-B cable.
- 4 Power LED:** Illuminates when the transmitter is powered on.

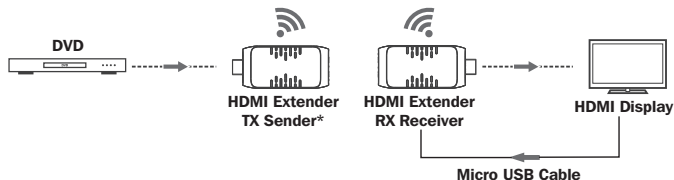
Receiver



- 1 HDMI Output (Male):** Connects to the display device's HDMI port with the included HDMI cable.
- 2 Signal LED:** Illuminates when both units are powered on and connected. Blinks rapidly when transmitting a signal; blinks slowly when not.
- 3 USB Micro-B Port (Female):** Connects to the display's USB-A port with the included USB Micro-B cable.
- 4 Power LED:** Illuminates when the receiver is powered on.

Installation and Operation

Refer to the following steps and diagrams to set up your transmitter/receiver installation.



*Transmitter is bus-powered; however, if signal strength is not ideal, additional power can be provided via the included Micro-USB cable.

Installation and Operation

1. Connect the transmitter to the source device's HDMI port.
2. Connect the receiver to the display device's HDMI port.
3. The transmitter is bus-powered and requires no external power. However, if the signal is not strong enough, additional power can be provided to the transmitter by connecting the included USB Micro-B cable between the transmitter's USB Micro-B port and the source's USB-A port.
4. Connect the included USB Micro-B cable between the receiver's USB Micro-B port and the display's USB-A port.
5. The transmitter's and the receiver's Power LEDs will illuminate to indicate they are receiving power.
6. The transmitter's and the receiver's Signal LEDs will illuminate to indicate they are sharing a wireless connection.

Specifications

Specifications	B126-1A1-WHD4HH
Transmitter	HDMI (Male)
Receiver	HDMI (Male)
Power	
Transmitter Power	USB Micro-B
Receiver Power	USB Micro-B
Power Consumption	TX: <2.5W; RX: <5W
Video Transmission	
HDMI Compliance	HDMI 1.3
HDCP Compliance	HDCP 1.2
HDMI Resolution	1080p @ 60 Hz
Maximum Transfer Rate	10.2 Gbps
Input and Output TMDS Signal	0.5 to 1.5Vp-p (TMDS)
Input and Output DDC Signal	Input 5Vp-p(TTL)
Transfer Method	5.8G Wireless Transmission
Transmission distance	15 m (50 ft.)
Latency	≤200 ms
Environmental	
Protection Level (Electrostatic)	1a Contact Discharge Level 3 1b Air Discharge Level 3 Standard: IEC61000-4-2
Working Temperature	32° to 122°F (0° to 50°C)
Storage Temperature	14° to 158°F (-10° to 70°C)
Humidity (No Condensation)	0 to 90%

Troubleshooting

- 1. The picture is flickering or not showing at all.** Make sure nothing that could impede the signal strength is between the transmitter and receiver units. Attempting to transmit video through plaster or glass walls and windows may result in limited signal quality.
- 2. The transmitter and receiver are failing to establish a connection.** Make sure the transmitter is plugged in correctly to the HDMI port on the source device and the receiver unit is plugged in correctly to the HDMI port of the display. Then, make sure the receiver is correctly receiving power by confirming the USB Micro-B cable is plugged in correctly (see **Installation and Operation**). Make sure the distance between the transmitter and receiver does not exceed 15 meters (50 feet). If video is still not being transmitted, unplug the transmitter from the source device and plug it back in to reset the connection.
- 3. The audio from the source content is not being transmitted properly.** If using a source with internal speakers (such as a notebook or laptop computer), the user must manually change the output sound on the source settings to “HDMI Extender.”
- 4. The transmitter or receiver is overheating.** If the product gets too hot, it will not function properly. Are the units located in an area that exposes them to elevated temperatures? See **Specifications** for the exact temperature range of the units.

Warranty and Product Registration

3-Year Limited Warranty

Seller warrants this product, if used in accordance with all applicable instructions, to be free from original defects in material and workmanship for a period of 3 years from the date of initial purchase. If the product should prove defective in material or workmanship within that period, Seller will repair or replace the product, at its sole discretion.

THIS WARRANTY DOES NOT APPLY TO NORMAL WEAR OR TO DAMAGE RESULTING FROM ACCIDENT, MISUSE, ABUSE OR NEGLIGENCE. SELLER MAKES NO EXPRESS WARRANTIES OTHER THAN THE WARRANTY EXPRESSLY SET FORTH HEREIN. EXCEPT TO THE EXTENT PROHIBITED BY APPLICABLE LAW, ALL IMPLIED WARRANTIES, INCLUDING ALL WARRANTIES OF MERCHANTABILITY OR FITNESS, ARE LIMITED IN DURATION TO THE WARRANTY PERIOD SET FORTH ABOVE; AND THIS WARRANTY EXPRESSLY EXCLUDES ALL INCIDENTAL AND CONSEQUENTIAL DAMAGES. (Some states do not allow limitations on how long an implied warranty lasts, and some states do not allow the exclusion or limitation of incidental or consequential damages, so the above limitations or exclusions may not apply to you. This warranty gives you specific legal rights, and you may have other rights which vary from jurisdiction to jurisdiction.)

WARNING: The individual user should take care to determine prior to use whether this device is suitable, adequate or safe for the use intended. Since individual applications are subject to great variation, the manufacturer makes no representation or warranty as to the suitability or fitness of these devices for any specific application.

Product Registration

Visit tripplite.com/warranty today to register your new Tripp Lite product. You'll be automatically entered into a drawing for a chance to win a FREE Tripp Lite product!*

* No purchase necessary. Void where prohibited. Some restrictions apply. See website for details.

Tripp Lite has a policy of continuous improvement. Specifications are subject to change without notice. Photos and illustrations may differ slightly from actual products.



1111 W. 35th Street, Chicago, IL 60609 USA • triplite.com/support