

Owner's Manual

Thunderbolt 3 Dual-Monitor Docking Station with 8K DisplayPort, 4K HDMI, USB-A Hub Ports, 3.5 mm Audio, Gigabit Ethernet and 60W PD 3.0 Charging

Model: MTB3-DOCK-04

Este manual esta disponible en español en la página de Tripp Lite: tripplite.com

Ce manuel est disponible en français sur le site Web de Tripp Lite : tripplite.com

Русскоязычная версия настоящего руководства представлена на веб-сайте компании Tripp Lite по адресу: tripplite.com

Dieses Handbuch ist in deutscher Sprache auf der Tripp Lite-Website verfügbar: tripplite.com

WARRANTY REGISTRATION

Register your product today and be automatically entered to win an ISOBAR® surge protector in our monthly drawing!

tripplite.com/warranty



1111 W. 35th Street, Chicago, IL 60609 USA • tripplite.com/support

Copyright © 2021 Tripp Lite. All rights reserved.

Package Contents

- MTB3-DOCK-04
- Owner's Manual

Optional Accessories

- P568-Series High-Speed HDMI Cables
- U428-Series USB 3.1 A/C Cables
- N201-Series High-Speed Cat6 Gigabit Ethernet Cables
- P580-Series DisplayPort Cables

Product Features

- Thunderbolt 3 input supports data transfer rates up to 40 Gbps when used with a Thunderbolt 3-enabled host computer
Note: *Product is compatible only with a Thunderbolt 3 port and will not work with a standard USB-C port*
- DisplayPort output supports 4-lane DP 1.4 video resolutions up to 8K (7680 x 4320) @ 30 Hz
- HDMI output supports UHD 4K @ 60 Hz (HDR and 4:4:4), as specified by HDMI 2.0

Product Features

- Transmits 4K video @ 60 Hz from both ports simultaneously to two displays

Note: See *Multi-Monitor Requirements* for exact product features

- RJ45 port supports 10/100/1000 Mbps Gigabit Ethernet speeds to connect to a wired network
- Dual USB 3.2 Gen 2 ports individually support 10 Gbps data transfer speeds for connecting USB-A peripherals
- Supports self-powered mode when using the PD Charging port and bus-powered mode when plugged into the host laptop or computer

Note: Product features vary based on type. See *Specifications Table* for exact product features

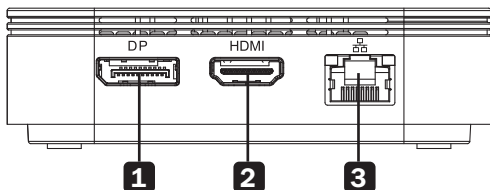
- 3.5 mm audio port enables connection of speakers or headset
- USB-C Dynamic Power Delivery (PD) 3.0 port supports up to 20V 3A (60W) power output for charging host computer
- Plug-and-play operation with no software required for easy, immediate installation

System Requirements

- Source computer with Windows 10 or Mac OS 10.15.3 and above and Thunderbolt 3 port
- Displays with DisplayPort and/or HDMI input
- Ethernet network with speeds up to 10/100/1000 Mbps (1 Gbps)

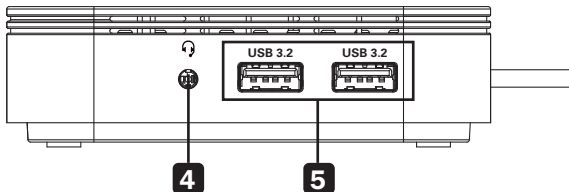
Product Overview

Front



- 1** DisplayPort output
- 2** HDMI output
- 3** RJ45 Gigabit Ethernet jack

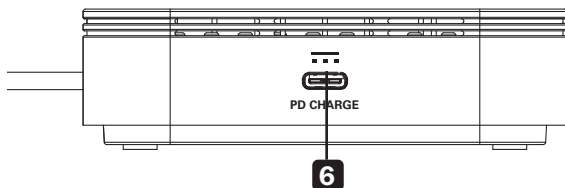
Rear



- 4** 3.5 mm audio jack
- 5** USB 3.2 Gen 2 Type-A ports

Product Overview

Side



- 6** 60W (20V 3A) PD 3.0 Charging port
Note: *MTB3-DOCK-04* itself consumes 15W. The remaining balance of power will be provided to the connected host.

Installation

Notes:

- Docking station must be connected to a dedicated Thunderbolt 3 port to function. It will not function with a standard USB-C port.
 - Supports the connection of two monitors at the same time: one via DisplayPort and a second via HDMI. See *Multi-Monitor Requirements* section for details.
 - See *Optional Accessories* section for suggested cables.
 - When the dock is in self-powered mode, both USB-A ports support full USB 3.2 Gen 2 speeds up to 10 Gbps. When using bus-powered mode, one port supports USB 3.2 Gen 2 (10 Gbps) and the other will support USB 2.0 speeds on a first-come, first-serve basis.
 - When the docking station is connected to the USB-C port on the host computer and to a network using UTP patch cabling, a network connection will be established automatically. If no connection is made, one can be established manually by going to the host computer's network settings. For example, on a Mac, navigate to the Network section in System Preferences, click the "Assist Me" button to get to the Network Setup Assistant, and then follow the prompts to establish a connection.
1. Connect the docking station's built-in Thunderbolt 3 plug to the Thunderbolt 3 port on your computer or laptop.
 2. Connect the DisplayPort output to a DisplayPort monitor with a user-supplied DisplayPort cable.

AND/OR

3. Connect the HDMI output to an HDMI monitor with a user-supplied HDMI cable.

Note: The DisplayPort and HDMI outputs can be used to transmit video simultaneously. See *Multi-Monitor Requirements* section for details.

Installation

4. Connect an external speaker, microphone, headset or other audio device to the 3.5 mm audio jack.
5. Connect up to two USB peripherals to the USB-A ports.
6. Connect the RJ45 jack to a wired Gigabit Ethernet network with a user-supplied UTP patch cable.

Multi-Monitor Requirements

The MTB3-DOCK-04 supports the connection of a DisplayPort monitor and an HDMI monitor simultaneously for dual 4K @ 60 Hz video via Thunderbolt 3 technology. The following limitations must be taken into account when connecting multiple monitors at the same time:

Does the Source Computer Support DisplayPort 1.4 Alternate Mode?

When connecting to a Thunderbolt 3 source that supports DisplayPort Alt Mode, the EDID information of both connected monitors will be read by the computer and appear as separate displays that can be shown in mirror mode or extended mode. The DisplayPort output can achieve video resolutions up to 8K (7680 x 4320) @ 30 Hz when used with a Thunderbolt 3-enabled source computer that supports at least DP 1.4 and an 8K DisplayPort cable, such as Tripp Lite's P580-XXX-8K6 series. The HDMI output supports UHD 4K (3840 x 2160) @ 60 Hz when used with a 4K HDMI cable. Both ports can be used simultaneously for dual 4K @ 60 Hz resolutions.

Does the Source Computer Support a Thunderbolt 3 Connection?

The MTB3-DOCK-04 can be used to transmit video from source computers that have a Thunderbolt 3 port. The docking station will not work with a standard USB-C port. Be sure your computer or laptop includes a dedicated Thunderbolt 3 port prior to use.

Specifications

Input Connector	
Thunderbolt	Thunderbolt 3 Type-C (Male)
Output Connectors	
DisplayPort (Single)	DisplayPort (Female)
HDMI (Single)	HDMI (Female)
USB	(x2) USB 3.2 Gen 2 Type-A (Female)
PD Charging	USB-C PD 3.0 Charging up to 20V 3A (60W). Requires at least 75W power source to achieve 60W.
Audio	3.5 mm (Female)
Display Specifications	
DisplayPort	8K (7680 x 4320) @ 30 Hz
HDMI	4K (3840 x 2160) @ 60 Hz
Dual HDMI + DisplayPort	4K (3840 x 2160) @ 60 Hz
Network Specifications	
Ethernet	10/100/1000 Mbps (1 Gbps)

Specifications

USB Functionality	
USB-A 3.2 Gen 2 (Self-Powered Mode)	Self-Powered Mode means the PD Charging port is being used by the host computer and the docking station is powered via PD pass-through. Both USB-A ports support USB 3.2 Gen 2 speeds up to 10 Gbps.
USB-A 3.2 Gen 2 (Bus-Powered Mode)	Bus-Powered Mode means the docking station is only being powered by the host computer. Only one USB-A port will support USB 3.2 Gen 2 speeds up to 10 Gbps. The other will support USB 2.0 on a first-come, first-serve basis.
Electrical Specifications	
PD Charging	PD 3.0 Charging up to 60W (20V 3A)
Environmental Specifications	
Operating Temperature Range	32° to 95°F / 0° to 35°C
Storage Temperature Range	-4° to 158°F / -20° to 70°C
Relative Humidity Range	0 to 90%

Warranty and Product Registration

3-Year Limited Warranty

Seller warrants this product, if used in accordance with all applicable instructions, to be free from original defects in material and workmanship for a period of 3 years from the date of initial purchase. If the product should prove defective in material or workmanship within that period, Seller will repair or replace the product, at its sole discretion.

THIS WARRANTY DOES NOT APPLY TO NORMAL WEAR OR TO DAMAGE RESULTING FROM ACCIDENT, MISUSE, ABUSE OR NEGLIGENCE. SELLER MAKES NO EXPRESS WARRANTIES OTHER THAN THE WARRANTY EXPRESSLY SET FORTH HEREIN. EXCEPT TO THE EXTENT PROHIBITED BY APPLICABLE LAW, ALL IMPLIED WARRANTIES, INCLUDING ALL WARRANTIES OF MERCHANTABILITY OR FITNESS, ARE LIMITED IN DURATION TO THE WARRANTY PERIOD SET FORTH ABOVE; AND THIS WARRANTY EXPRESSLY EXCLUDES ALL INCIDENTAL AND CONSEQUENTIAL DAMAGES. (Some states do not allow limitations on how long an implied warranty lasts, and some states do not allow the exclusion or limitation of incidental or consequential damages, so the above limitations or exclusions may not apply to you. This warranty gives you specific legal rights, and you may have other rights which vary from jurisdiction to jurisdiction.)

WARNING: The individual user should take care to determine prior to use whether this device is suitable, adequate or safe for the use intended. Since individual applications are subject to great variation, the manufacturer makes no representation or warranty as to the suitability or fitness of these devices for any specific application.

Warranty and Product Registration

Product Registration

Visit tripplite.com/warranty today to register your new Tripp Lite product. You'll be automatically entered into a drawing for a chance to win a FREE Tripp Lite product!*

* No purchase necessary. Void where prohibited. Some restrictions apply. See website for details.

Tripp Lite has a policy of continuous improvement. Specifications are subject to change without notice. Photos and illustrations may differ slightly from actual products.



1111 W. 35th Street, Chicago, IL 60609 USA • tripplite.com/support